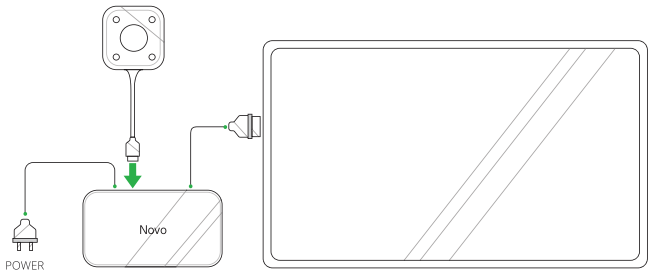


LauncherOne



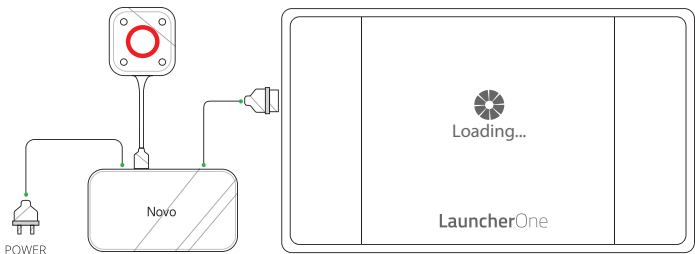
QUICK START GUIDE

Visit www.vivitekcorp.com for more product information.

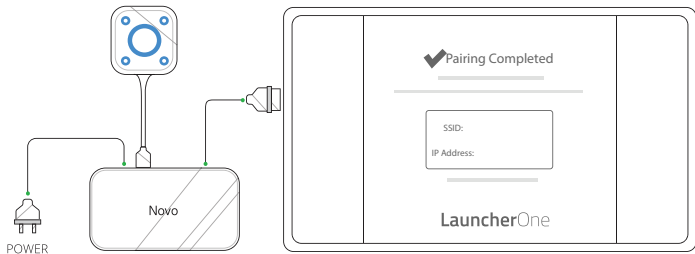


- 1 Connect the LauncherOne to the NovoConnect device.

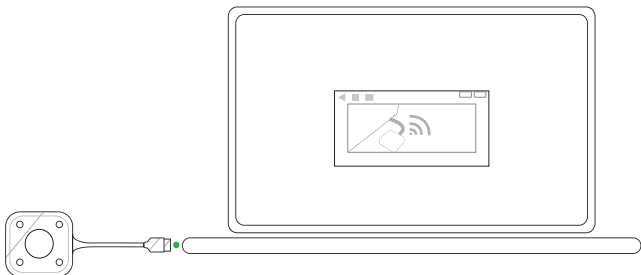
NOTE: The NovoConnect device must be powered on and connected to a display.



- 2 The main button on the LauncherOne lights up red and a **Loading** screen is shown on the display.

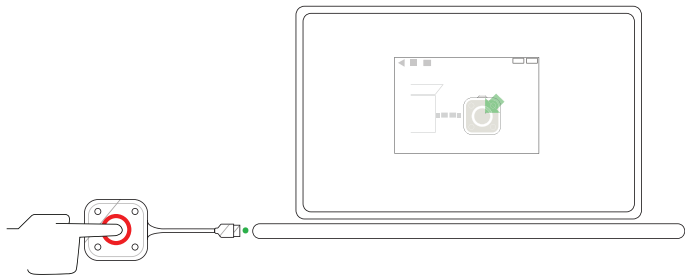


- ③ Wait for the main and corner buttons on the LauncherOne to light up blue and the **Pairing Completed** screen to be shown on the display.



- ④ Connect the LauncherOne to a computer and the LauncherOne software will run automatically.

If your computer does not automatically run the LauncherOne software, download the software from www.LauncherOne.io and run it on your computer.



- ⑤ Wait for the main button on the LauncherOne to light up red, and then press the button.



- ⑥ Your computer's screen is shown on the display.



- ⑦ Press any corner button on the LauncherOne to project your computer's screen onto the corresponding quadrant of the display.
-

ADDITIONAL INFORMATION

Safety & Warning Information

FCC - Federal Communication Commission (USA)

This device contains the following wireless device and underwent the certification process of FCC Part 15 Subpart B / CISPR 22 ET Docket No. 95-19 under the respective FCC ID Below:

- FCCID: H79ESSQL-300

The FCC ID is indicated as the label affixed on the bottom side of your device.

CE Conformance Europeene (EU)

This device is intended for sale within the European Union and are marked with the Conformance Europeene (CE) Marking, which indicates compliance with the applicable Directives and European Norms, and amendments, the following standards were applied:

- EN 300328 V 2.1.1
- EN 301489-1 V 1.9.2 / EN 301489-17 V 2.1.1
- EN 55032:2012/AC:2013 / EN 55024:2010
- EN 50566:2013 / AC:2014
- EN62209-2 and COUNCIL RECOMMENDATION 1999/519/EC
- EN60950-1:2006+A11:2009+A1:2010+A12:2011+A2:2013
- IEC 60950-1: 2005 (2nd Edition) + A1:2009+A2:2013

CONTACT INFORMATION

Vivitek U.S.A. Corporate Office

46101 Fremont Blvd.

Fremont, CA 94538

Tel: (855) 885-2378

(855) 885-2378x1 - Sales

(855) 885-2378x2 - General Customer Services

(855) 885-2378x3 - Technical Support

Vivitek EMEA Headquarters

Zandsteen 15

2132 MZ Hoofddorp

The Netherlands

Customer Service & Technical Support:

Monday - Friday 09:00 - 18:00

English (UK): 0333 0031993

Germany: 0231 7266 9190

France: 018 514 8582

International +31 (0) 20 721 9318



Connect | Work | Share

Visit www.vivitekcorp.com for more product info
Copyright (c) 2018 Delta Electronics, Inc. All Rights Reserved

A brand of  DELTA

The Delta Electronics logo consists of a blue triangle containing a white stylized 'D' shape, followed by the word "DELTA" in a bold, blue, sans-serif font.